

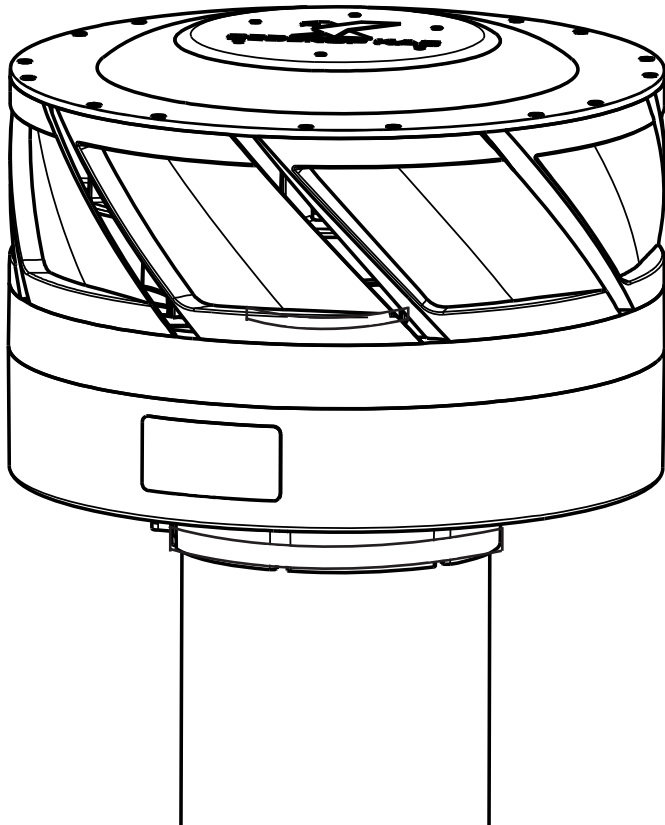


KAS PRE-CLEANER

INSTALLATION MANUAL

REDEKOP™

KA001-01

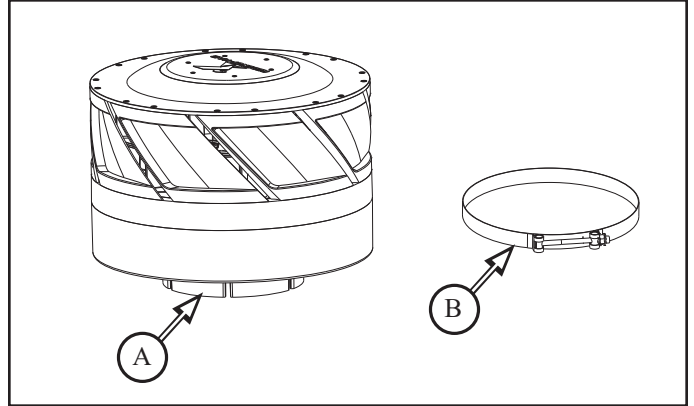


1 KAS Pre-cleaner Installation

Parts List:

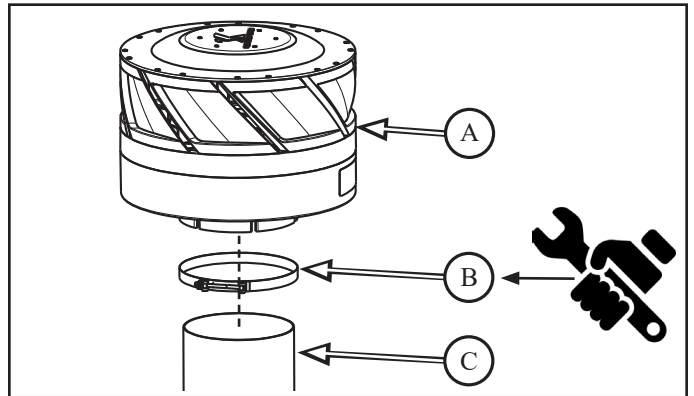
KAS Pre-cleaner Assembly (A)
Clamp T-Bolt Band (B)

Qty 1
Qty 1

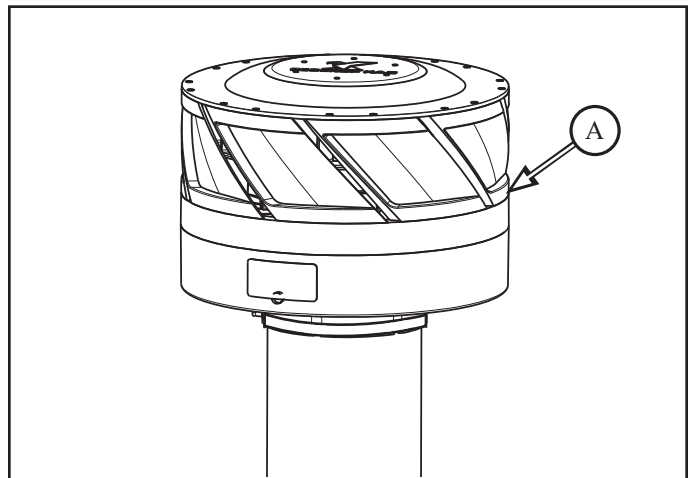


1.1 Install KAS pre-cleaner assembly (A) on to inlet tube (C), with:
- hose clamp (B)

1.1.1 Torque hose clamp to:
- 203 mm (8 inch): 20 N*m (15 ft*lb)



1.2 View with KAS pre-cleaner assembly (A) installed onto inlet tube



REDEKOP MANUFACTURING

1.866.REDEKOP (1.866.733.3567)

Saskatoon, Saskatchewan Canada S7K 3J7
info@redkopmfg.com
www.redkopmfg.com

 CAUTION
Check all fasteners to ensure they have been properly tightened

 CAUTION
Check that all tools and loose hardware have been removed from the machine before running

For additional and the most up to date Manuals:



EQR002

REDEKOP™

REDEKOP™